



Determine which pictograph best represents the information in the chart.

Answers

1)

Month	Cats Sold
June	24
July	56
August	8
September	32
October	40

2)

Month	Cats Sold
June	48
July	40
August	24
September	32
October	64

3)

Month	Cats Sold
June	16
July	8
August	56
September	48
October	24

4)

Month	Cats Sold
June	56
July	32
August	24
September	40
October	80

5)

Month	Cats Sold
June	32
July	48
August	80
September	16
October	8

6)

Month	Cats Sold
June	24
July	80
August	48
September	56
October	32

1. _____

2. _____






3. _____


4. _____

5. _____






6. _____

A.

Month	Cats Sold
June	
July	
August	
September	
October	






Each  = 8 cat


B.

Month	Cats Sold
June	
July	
August	
September	
October	






Each  = 8 cat


C.

Month	Cats Sold
June	
July	
August	
September	
October	






Each  = 8 cat


D.

Month	Cats Sold
June	
July	
August	
September	
October	






Each  = 8 cat


E.

Month	Cats Sold
June	
July	
August	
September	
October	

Each  = 8 cat

F.

Month	Cats Sold
June	
July	
August	
September	
October	

Each  = 8 cat



Determine which pictograph best represents the information in the chart.

Answers

1)

Month	Cats Sold
June	24
July	56
August	8
September	32
October	40

2)

Month	Cats Sold
June	48
July	40
August	24
September	32
October	64

3)

Month	Cats Sold
June	16
July	8
August	56
September	48
October	24

4)

Month	Cats Sold
June	56
July	32
August	24
September	40
October	80

5)

Month	Cats Sold
June	32
July	48
August	80
September	16
October	8

6)

Month	Cats Sold
June	24
July	80
August	48
September	56
October	32

1. **B**

2. **D**






3. **C**


4. **A**

5. **F**






6. **E**

A.

Month	Cats Sold
June	
July	
August	
September	
October	






Each  = 8 cat


B.

Month	Cats Sold
June	
July	
August	
September	
October	






Each  = 8 cat


C.

Month	Cats Sold
June	
July	
August	
September	
October	






Each  = 8 cat


D.

Month	Cats Sold
June	
July	
August	
September	
October	






Each  = 8 cat


E.

Month	Cats Sold
June	
July	
August	
September	
October	

Each  = 8 cat

F.

Month	Cats Sold
June	
July	
August	
September	
October	

Each  = 8 cat