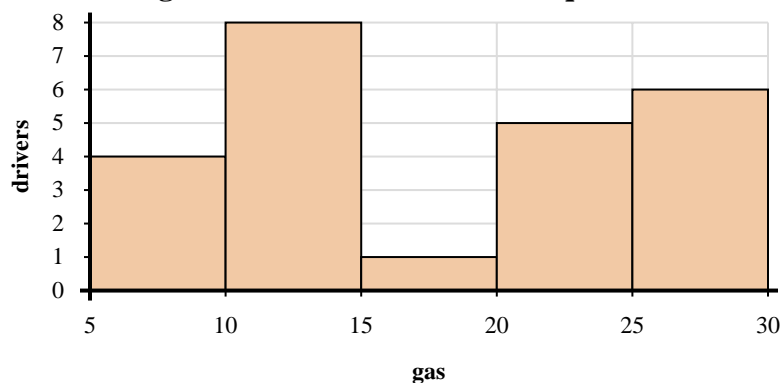
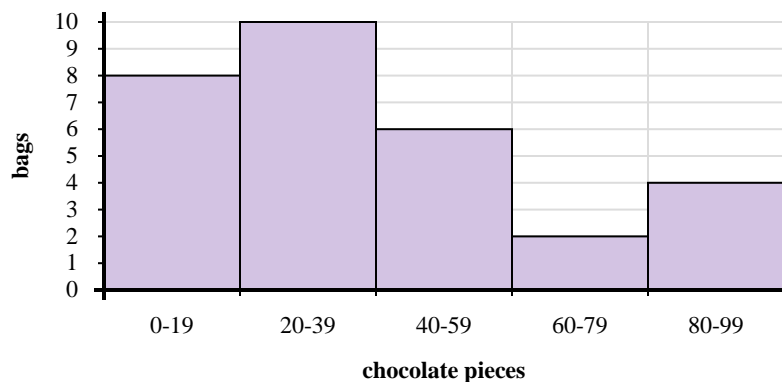




Use the histograms shown to answer each question.



- 1) Most drivers purchased between _____ and _____ gallons.
- 2) How many drivers purchased between 10 and 15 gallons?
- 3) If a driver purchased 12 gallons which bar would they be added to?
- 4) How many drivers are represented in this histogram?



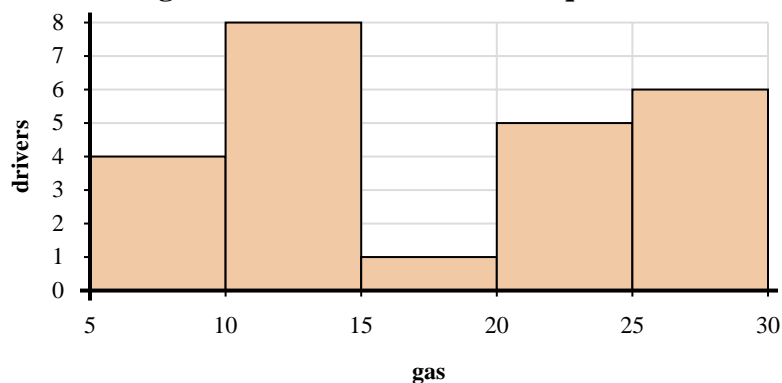
- 5) How many bags of trail mix are represented in this histogram?
- 6) Most bags had between _____ and _____ pieces of chocolate.
- 7) If a bag had 49 pieces of chocolate in it, which bar would it be added to?
- 8) How many bags had between 60 and 80 chocolate pieces?

Answers

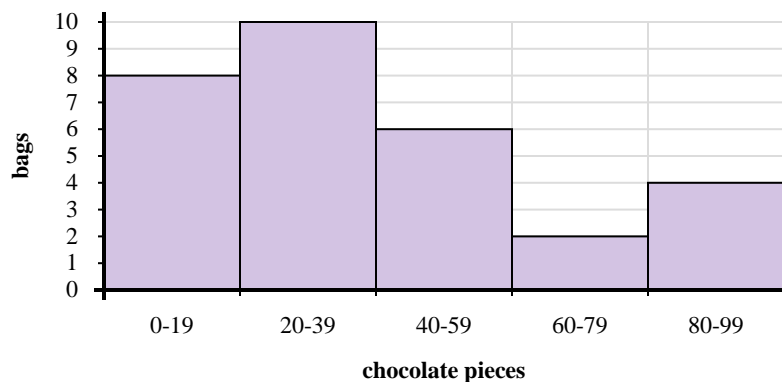
1. _____
2. _____
3. _____
4. _____
5. _____
6. _____
7. _____
8. _____



Use the histograms shown to answer each question.



- 1) Most drivers purchased between _____ and _____ gallons.
- 2) How many drivers purchased between 10 and 15 gallons?
- 3) If a driver purchased 12 gallons which bar would they be added to?
- 4) How many drivers are represented in this histogram?



- 5) How many bags of trail mix are represented in this histogram?
- 6) Most bags had between _____ and _____ pieces of chocolate.
- 7) If a bag had 49 pieces of chocolate in it, which bar would it be added to?
- 8) How many bags had between 60 and 80 chocolate pieces?

Answers

1. **10** **15**
2. **8**
3. **2**
4. **24**
5. **30**
6. **20** **40**
7. **3**
8. **2**