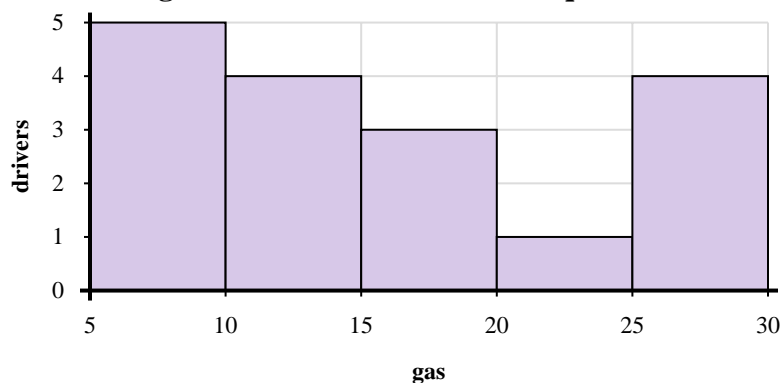
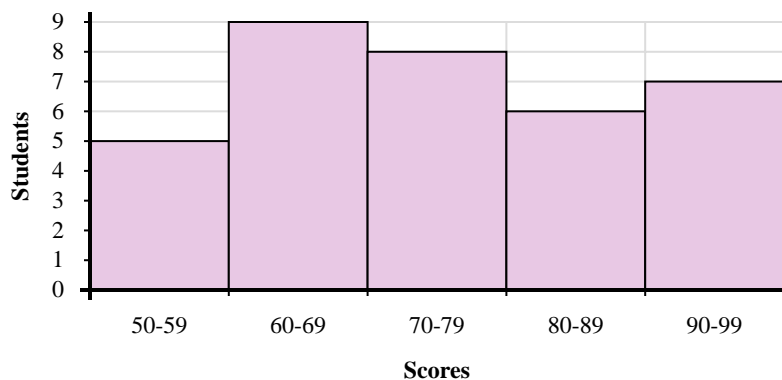




Use the histograms shown to answer each question.



- 1) How many drivers purchased between 20 and 25 gallons?
- 2) Most drivers purchased between _____ and _____ gallons.
- 3) If a driver purchased 12 gallons which bar would they be added to?
- 4) How many drivers are represented in this histogram?



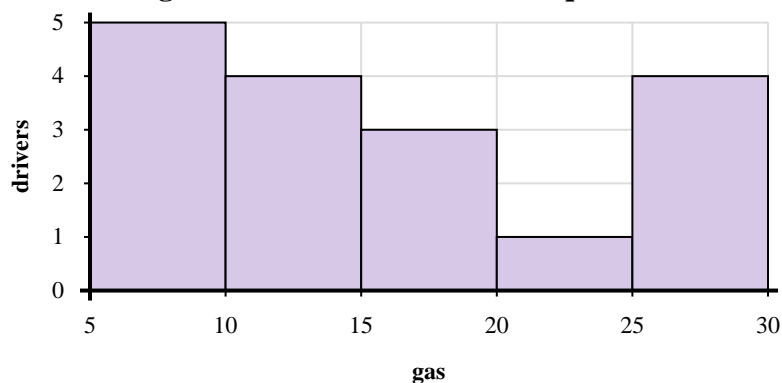
- 5) How many students are represented in this histogram?
- 6) Most students scored between a _____ and _____.
- 7) If a student scored a 54 which bar would they be added to?
- 8) How many students scored between a 90 and 100?

Answers

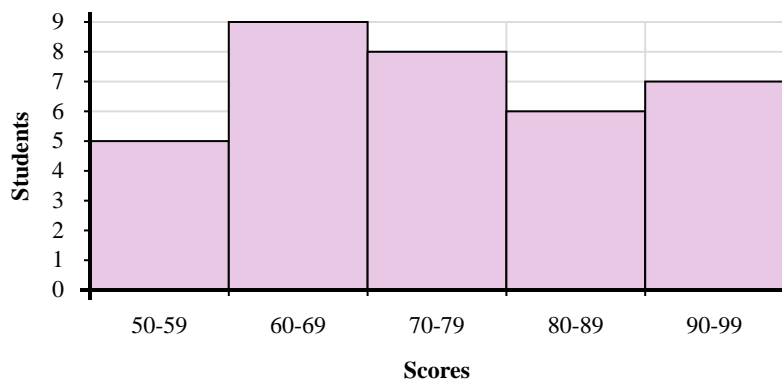
1. _____
2. _____
3. _____
4. _____
5. _____
6. _____
7. _____
8. _____



Use the histograms shown to answer each question.



- 1) How many drivers purchased between 20 and 25 gallons?
- 2) Most drivers purchased between _____ and _____ gallons.
- 3) If a driver purchased 12 gallons which bar would they be added to?
- 4) How many drivers are represented in this histogram?



- 5) How many students are represented in this histogram?
- 6) Most students scored between a _____ and _____.
- 7) If a student scored a 54 which bar would they be added to?
- 8) How many students scored between a 90 and 100?

Answers

1. **1**
2. **5** **10**
3. **2**
4. **17**
5. **35**
6. **60** **70**
7. **1**
8. **7**