




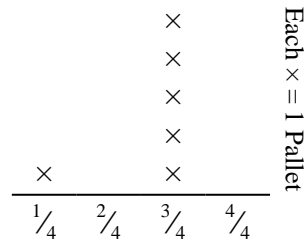
Solve each problem.

- 1) Gwen tore a sheet of paper into different length pieces. The line plot below shows the length (in inches) of each piece.



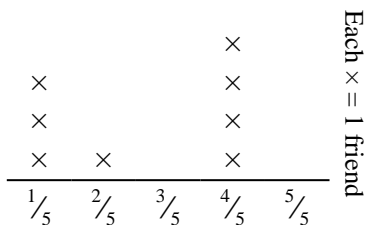
If she had tore the sheet into equal sized pieces, how long would each piece be?

- 2) The line plot below shows the weight (in tons) of boxes on pallets.



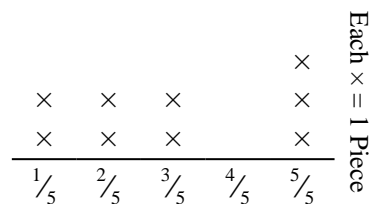
If the weight were redistributed evenly, how much weight would be on each pallet?

- 3) The line plot below shows the pounds of candy a group of friends received.



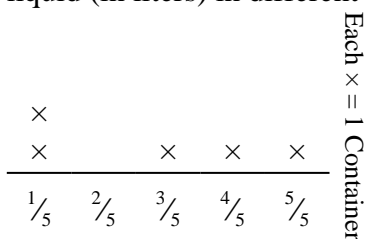
If they split the total amount of candy evenly, how much would each friend get?

- 4) George cut a rope into different lengths. The line plot below shows the length (in feet) of the cut pieces.



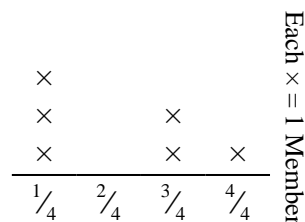
If he had cut the rope so each piece was the same length, how long would each piece be?

- 5) The line plot below shows the amount of liquid (in liters) in different containers.



Find the amount of liquid each container would have if the total amount were redistributed equally.

- 6) The line plot below shows the distance (in miles) that each member of a relay race travelled.



How far would each person have run if the distances were distributed evenly?


Answers

1. _____
2. _____
3. _____
4. _____
5. _____
6. _____



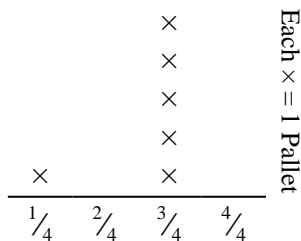
Solve each problem.

- 1) Gwen tore a sheet of paper into different length pieces. The line plot below shows the length (in inches) of each piece.



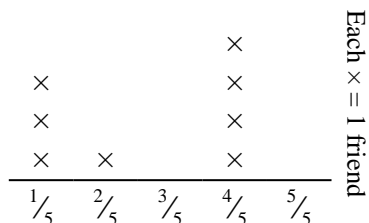
If she had tore the sheet into equal sized pieces, how long would each piece be?

- 2) The line plot below shows the weight (in tons) of boxes on pallets.



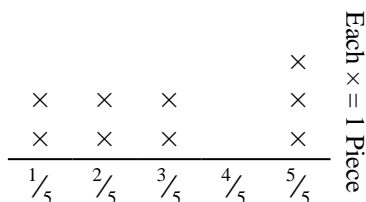
If the weight were redistributed evenly, how much weight would be on each pallet?

- 3) The line plot below shows the pounds of candy a group of friends received.



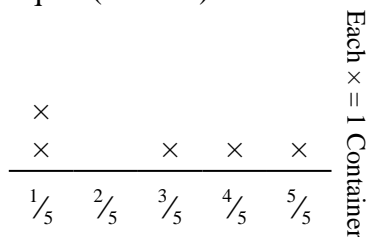
If they split the total amount of candy evenly, how much would each friend get?

- 4) George cut a rope into different lengths. The line plot below shows the length (in feet) of the cut pieces.



If he had cut the rope so each piece was the same length, how long would each piece be?

- 5) The line plot below shows the amount of liquid (in liters) in different containers.



Find the amount of liquid each container would have if the total amount were redistributed equally.

- 6) The line plot below shows the distance (in miles) that each member of a relay race travelled.



How far would each person have run if the distances were distributed evenly?

Answers

1. $\frac{20}{27}$
2. $\frac{16}{24} = \frac{2}{3}$
3. $\frac{21}{40}$
4. $\frac{27}{45} = \frac{3}{5}$
5. $\frac{14}{25}$
6. $\frac{13}{24}$