



Use the visual model to solve each problem.

$$\frac{1}{3} \div 4 = ?$$



To solve, start with a whole.

Split the whole into 3 pieces and fill in 1 section.




Now you can see the size of $\frac{1}{3}$

Next split $\frac{1}{3}$ into 4 groups.



This shows the size of each piece.

To figure out the size of each piece in comparison to the whole, split the whole into 4 groups.



Each piece is $\frac{1}{12}$ of the whole. Or:
 $\frac{1}{3} \div 4 = \frac{1}{12}$

Answers


1) $\frac{1}{3} \div 9 =$



2) $\frac{1}{3} \div 7 =$



3) $\frac{1}{7} \div 3 =$



4) $\frac{1}{7} \div 2 =$



5) $\frac{1}{8} \div 3 =$




6) $\frac{1}{4} \div 4 =$




7) $\frac{1}{8} \div 4 =$



8) $\frac{1}{7} \div 4 =$



9) $\frac{1}{5} \div 5 =$




10) $\frac{1}{4} \div 5 =$



11) $\frac{1}{7} \div 7 =$



12) $\frac{1}{8} \div 6 =$



1. _____
2. _____
3. _____
4. _____
5. _____
6. _____
7. _____
8. _____
9. _____
10. _____
11. _____
12. _____




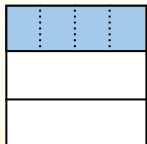
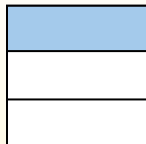

Use the visual model to solve each problem.

$\frac{1}{3} \div 4 = ?$

Split the whole into 3 pieces and fill in 1 section.

Next split $\frac{1}{3}$ into 4 groups.

To figure out the size of each piece in comparison to the whole, split the whole into 4 groups.



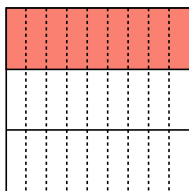
To solve, start with a whole.

Now you can see the size of $\frac{1}{3}$

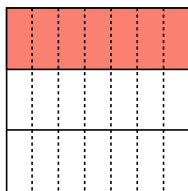
This shows the size of each piece.

Each piece is $\frac{1}{12}$ of the whole. Or:
 $\frac{1}{3} \div 4 = \frac{1}{12}$

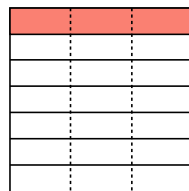
1) $\frac{1}{3} \div 9 =$



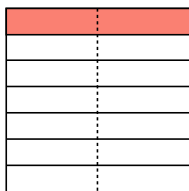
2) $\frac{1}{3} \div 7 =$



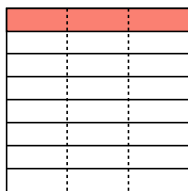
3) $\frac{1}{7} \div 3 =$



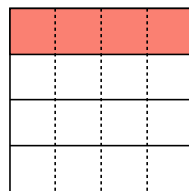
4) $\frac{1}{7} \div 2 =$



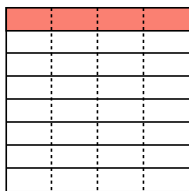
5) $\frac{1}{8} \div 3 =$



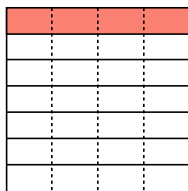
6) $\frac{1}{4} \div 4 =$



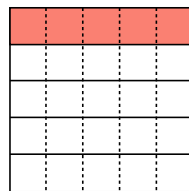
7) $\frac{1}{8} \div 4 =$



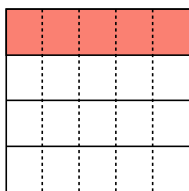
8) $\frac{1}{7} \div 4 =$



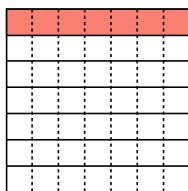
9) $\frac{1}{5} \div 5 =$



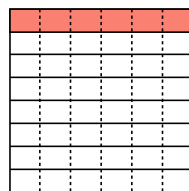
10) $\frac{1}{4} \div 5 =$



11) $\frac{1}{7} \div 7 =$



12) $\frac{1}{8} \div 6 =$



Answers

1. $\frac{1}{27}$

2. $\frac{1}{21}$

3. $\frac{1}{21}$

4. $\frac{1}{14}$

5. $\frac{1}{24}$

6. $\frac{1}{16}$

7. $\frac{1}{32}$

8. $\frac{1}{28}$

9. $\frac{1}{25}$

10. $\frac{1}{20}$


11. $\frac{1}{49}$

12. $\frac{1}{48}$



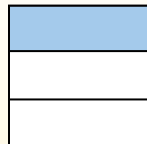
Use the visual model to solve each problem.

$$\frac{1}{3} \div 4 = ?$$



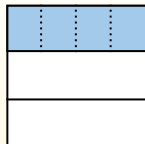
To solve, start with a whole.

Split the whole into 3 pieces and fill in 1 section.



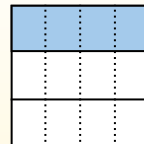
Now you can see the size of $\frac{1}{3}$

Next split $\frac{1}{3}$ into 4 groups.



This shows the size of each piece.


To figure out the size of each piece in comparison to the whole, split the whole into 4 groups.




Each piece is $\frac{1}{12}$ of the whole. Or:
 $\frac{1}{3} \div 4 = \frac{1}{12}$

Answers


1) $\frac{1}{7} \div 3 =$




2) $\frac{1}{3} \div 6 =$




3) $\frac{1}{6} \div 2 =$




4) $\frac{1}{8} \div 3 =$



5) $\frac{1}{8} \div 2 =$




6) $\frac{1}{4} \div 4 =$




7) $\frac{1}{7} \div 9 =$




8) $\frac{1}{3} \div 9 =$




9) $\frac{1}{2} \div 8 =$




10) $\frac{1}{4} \div 8 =$



11) $\frac{1}{7} \div 2 =$



12) $\frac{1}{2} \div 6 =$



1. _____
2. _____
3. _____
4. _____
5. _____
6. _____
7. _____
8. _____
9. _____
10. _____
11. _____
12. _____



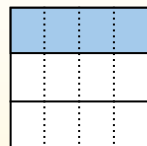
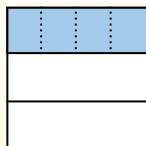
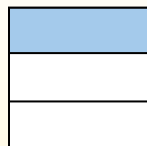
Use the visual model to solve each problem.

$\frac{1}{3} \div 4 = ?$

Split the whole into 3 pieces and fill in 1 section.

Next split $\frac{1}{3}$ into 4 groups.

To figure out the size of each piece in comparison to the whole, split the whole into 4 groups.



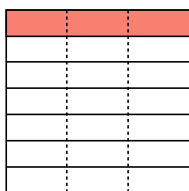
To solve, start with a whole.

Now you can see the size of $\frac{1}{3}$

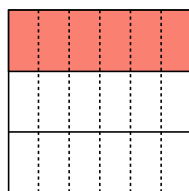
This shows the size of each piece.

Each piece is $\frac{1}{12}$ of the whole. Or:
 $\frac{1}{3} \div 4 = \frac{1}{12}$

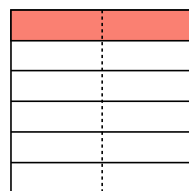
1) $\frac{1}{7} \div 3 =$



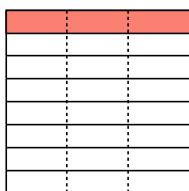
2) $\frac{1}{3} \div 6 =$



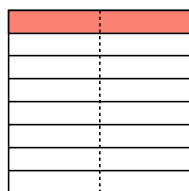
3) $\frac{1}{6} \div 2 =$



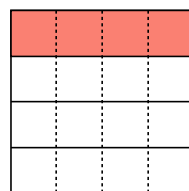
4) $\frac{1}{8} \div 3 =$



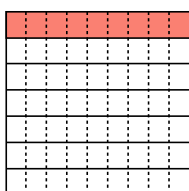
5) $\frac{1}{8} \div 2 =$



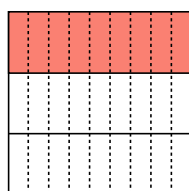
6) $\frac{1}{4} \div 4 =$



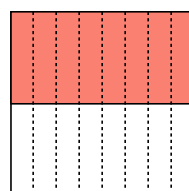
7) $\frac{1}{7} \div 9 =$



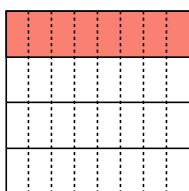
8) $\frac{1}{3} \div 9 =$



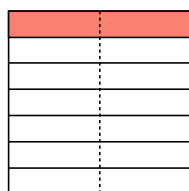
9) $\frac{1}{2} \div 8 =$



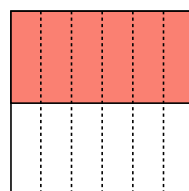
10) $\frac{1}{4} \div 8 =$



11) $\frac{1}{7} \div 2 =$



12) $\frac{1}{2} \div 6 =$

**Answers**

1. $\frac{1}{21}$

2. $\frac{1}{18}$

3. $\frac{1}{12}$

4. $\frac{1}{24}$

5. $\frac{1}{16}$

6. $\frac{1}{16}$

7. $\frac{1}{63}$

8. $\frac{1}{27}$

9. $\frac{1}{16}$

10. $\frac{1}{32}$

11. $\frac{1}{14}$

12. $\frac{1}{12}$



Use the visual model to solve each problem.

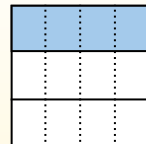
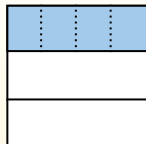
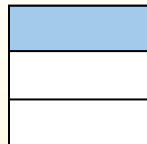

Answers

$\frac{1}{3} \div 4 = ?$

Split the whole into 3 pieces and fill in 1 section.

Next split $\frac{1}{3}$ into 4 groups.

To figure out the size of each piece in comparison to the whole, split the whole into 4 groups.



To solve, start with a whole.

Now you can see the size of $\frac{1}{3}$


This shows the size of each piece.

Each piece is $\frac{1}{12}$ of the whole. Or:
 $\frac{1}{3} \div 4 = \frac{1}{12}$


1) $\frac{1}{3} \div 2 =$




2) $\frac{1}{4} \div 6 =$




3) $\frac{1}{2} \div 3 =$




4) $\frac{1}{4} \div 5 =$



5) $\frac{1}{9} \div 2 =$




6) $\frac{1}{6} \div 2 =$




7) $\frac{1}{3} \div 4 =$




8) $\frac{1}{6} \div 6 =$




9) $\frac{1}{4} \div 7 =$




10) $\frac{1}{2} \div 5 =$



11) $\frac{1}{7} \div 6 =$



12) $\frac{1}{4} \div 2 =$



- 1. _____
- 2. _____
- 3. _____
- 4. _____
- 5. _____
- 6. _____
- 7. _____
- 8. _____
- 9. _____
- 10. _____
- 11. _____
- 12. _____




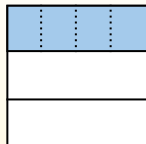
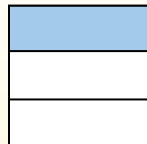

Use the visual model to solve each problem.

$\frac{1}{3} \div 4 = ?$

Split the whole into 3 pieces and fill in 1 section.

Next split $\frac{1}{3}$ into 4 groups.

To figure out the size of each piece in comparison to the whole, split the whole into 4 groups.



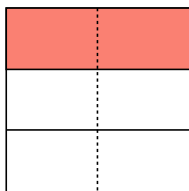
To solve, start with a whole.

Now you can see the size of $\frac{1}{3}$

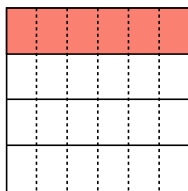
This shows the size of each piece.

Each piece is $\frac{1}{12}$ of the whole. Or:
 $\frac{1}{3} \div 4 = \frac{1}{12}$

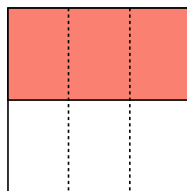
1) $\frac{1}{3} \div 2 =$



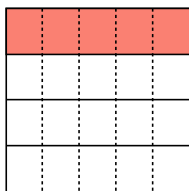
2) $\frac{1}{4} \div 6 =$



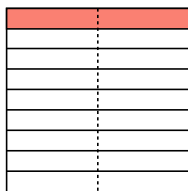
3) $\frac{1}{2} \div 3 =$



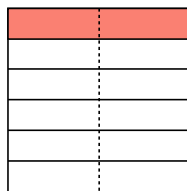
4) $\frac{1}{4} \div 5 =$



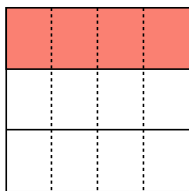
5) $\frac{1}{9} \div 2 =$



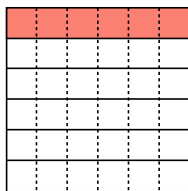
6) $\frac{1}{6} \div 2 =$



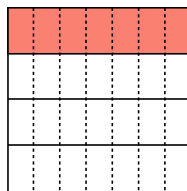
7) $\frac{1}{3} \div 4 =$



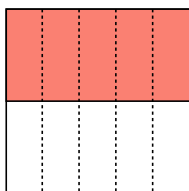
8) $\frac{1}{6} \div 6 =$



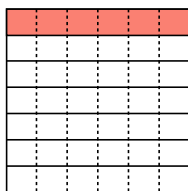
9) $\frac{1}{4} \div 7 =$



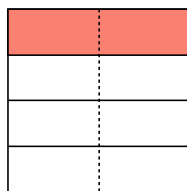
10) $\frac{1}{2} \div 5 =$



11) $\frac{1}{7} \div 6 =$



12) $\frac{1}{4} \div 2 =$



Answers

1. $\frac{1}{6}$

2. $\frac{1}{24}$

3. $\frac{1}{6}$

4. $\frac{1}{20}$

5. $\frac{1}{18}$

6. $\frac{1}{12}$

7. $\frac{1}{12}$

8. $\frac{1}{36}$

9. $\frac{1}{28}$

10. $\frac{1}{10}$


11. $\frac{1}{42}$

12. $\frac{1}{8}$



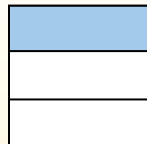
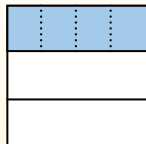
Use the visual model to solve each problem.

$$\frac{1}{3} \div 4 = ?$$




To solve, start with a whole.

Split the whole into 3 pieces and fill in 1 section.

Now you can see the size of $\frac{1}{3}$ Next split $\frac{1}{3}$ into 4 groups.

This shows the size of each piece.


To figure out the size of each piece in comparison to the whole, split the whole into 4 groups.

Each piece is $\frac{1}{12}$ of the whole. Or:
$$\frac{1}{3} \div 4 = \frac{1}{12}$$
Answers


1) $\frac{1}{3} \div 3 =$




2) $\frac{1}{6} \div 7 =$




3) $\frac{1}{8} \div 6 =$




4) $\frac{1}{4} \div 4 =$



5) $\frac{1}{6} \div 5 =$




6) $\frac{1}{2} \div 4 =$




7) $\frac{1}{2} \div 3 =$



8) $\frac{1}{9} \div 4 =$




9) $\frac{1}{9} \div 3 =$




10) $\frac{1}{3} \div 2 =$



11) $\frac{1}{3} \div 5 =$



12) $\frac{1}{8} \div 9 =$



1. _____
2. _____
3. _____
4. _____
5. _____
6. _____
7. _____
8. _____
9. _____
10. _____
11. _____
12. _____



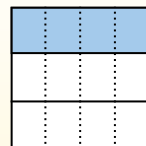
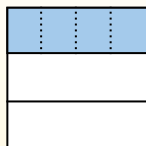
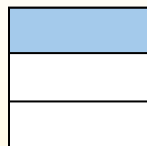

Use the visual model to solve each problem.

$\frac{1}{3} \div 4 = ?$

Split the whole into 3 pieces and fill in 1 section.

Next split $\frac{1}{3}$ into 4 groups.

To figure out the size of each piece in comparison to the whole, split the whole into 4 groups.



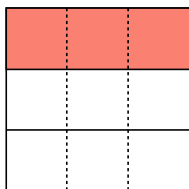
To solve, start with a whole.

Now you can see the size of $\frac{1}{3}$

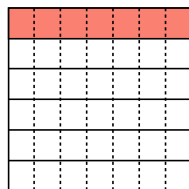
This shows the size of each piece.

Each piece is $\frac{1}{12}$ of the whole. Or:
 $\frac{1}{3} \div 4 = \frac{1}{12}$

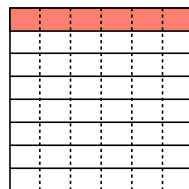
1) $\frac{1}{3} \div 3 =$



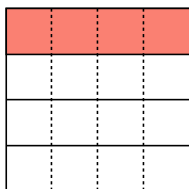
2) $\frac{1}{6} \div 7 =$



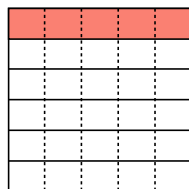
3) $\frac{1}{8} \div 6 =$



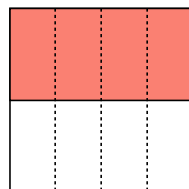
4) $\frac{1}{4} \div 4 =$



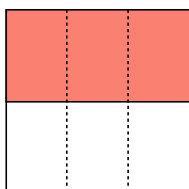
5) $\frac{1}{6} \div 5 =$



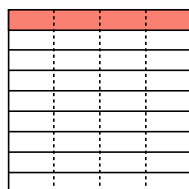
6) $\frac{1}{2} \div 4 =$



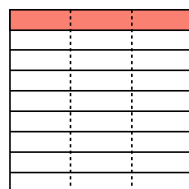
7) $\frac{1}{2} \div 3 =$



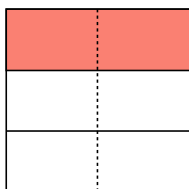
8) $\frac{1}{9} \div 4 =$



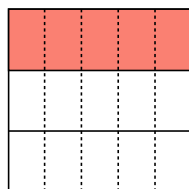
9) $\frac{1}{9} \div 3 =$



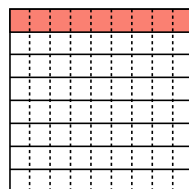
10) $\frac{1}{3} \div 2 =$



11) $\frac{1}{3} \div 5 =$



12) $\frac{1}{8} \div 9 =$



Answers

1. $\frac{1}{9}$

2. $\frac{1}{42}$

3. $\frac{1}{48}$

4. $\frac{1}{16}$

5. $\frac{1}{30}$

6. $\frac{1}{8}$

7. $\frac{1}{6}$

8. $\frac{1}{36}$

9. $\frac{1}{27}$

10. $\frac{1}{6}$

11. $\frac{1}{15}$

12. $\frac{1}{72}$



Use the visual model to solve each problem.

$$\frac{1}{3} \div 4 = ?$$




To solve, start with a whole.

Split the whole into 3 pieces and fill in 1 section.

Now you can see the size of $\frac{1}{3}$ Next split $\frac{1}{3}$ into 4 groups.

This shows the size of each piece.

To figure out the size of each piece in comparison to the whole, split the whole into 4 groups.

Each piece is $\frac{1}{12}$ of the whole. Or:
$$\frac{1}{3} \div 4 = \frac{1}{12}$$
Answers


1) $\frac{1}{5} \div 2 =$



2) $\frac{1}{7} \div 3 =$



3) $\frac{1}{6} \div 7 =$




4) $\frac{1}{3} \div 4 =$



5) $\frac{1}{2} \div 6 =$



6) $\frac{1}{5} \div 4 =$




7) $\frac{1}{9} \div 8 =$



8) $\frac{1}{9} \div 7 =$



9) $\frac{1}{2} \div 9 =$




10) $\frac{1}{2} \div 3 =$



11) $\frac{1}{8} \div 3 =$



12) $\frac{1}{9} \div 3 =$



1. _____
2. _____
3. _____
4. _____
5. _____
6. _____
7. _____
8. _____
9. _____
10. _____
11. _____
12. _____




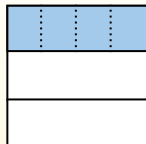
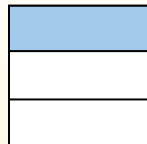

Use the visual model to solve each problem.

$\frac{1}{3} \div 4 = ?$

Split the whole into 3 pieces and fill in 1 section.

Next split $\frac{1}{3}$ into 4 groups.

To figure out the size of each piece in comparison to the whole, split the whole into 4 groups.



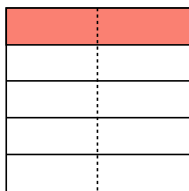
To solve, start with a whole.

Now you can see the size of $\frac{1}{3}$

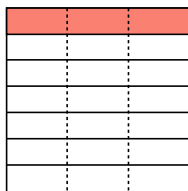
This shows the size of each piece.

Each piece is $\frac{1}{12}$ of the whole. Or:
 $\frac{1}{3} \div 4 = \frac{1}{12}$

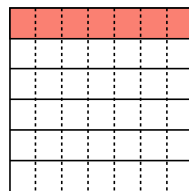
1) $\frac{1}{5} \div 2 =$



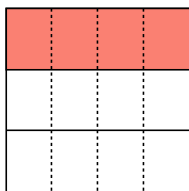
2) $\frac{1}{7} \div 3 =$



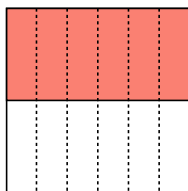
3) $\frac{1}{6} \div 7 =$



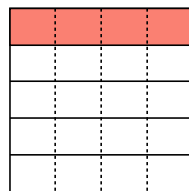
4) $\frac{1}{3} \div 4 =$



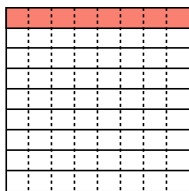
5) $\frac{1}{2} \div 6 =$



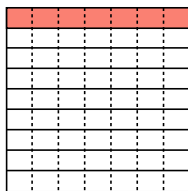
6) $\frac{1}{5} \div 4 =$



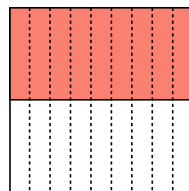
7) $\frac{1}{9} \div 8 =$



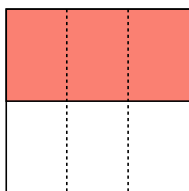
8) $\frac{1}{9} \div 7 =$



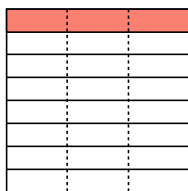
9) $\frac{1}{2} \div 9 =$



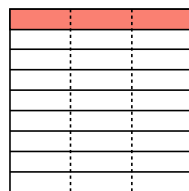
10) $\frac{1}{2} \div 3 =$



11) $\frac{1}{8} \div 3 =$



12) $\frac{1}{9} \div 3 =$

**Answers**

1. $\frac{1}{10}$

2. $\frac{1}{21}$

3. $\frac{1}{42}$

4. $\frac{1}{12}$

5. $\frac{1}{12}$

6. $\frac{1}{20}$

7. $\frac{1}{72}$

8. $\frac{1}{63}$

9. $\frac{1}{18}$

10. $\frac{1}{6}$


11. $\frac{1}{24}$

12. $\frac{1}{27}$



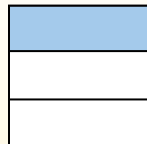
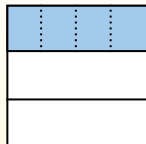
Use the visual model to solve each problem.

$$\frac{1}{3} \div 4 = ?$$




To solve, start with a whole.

Split the whole into 3 pieces and fill in 1 section.


Now you can see the size of $\frac{1}{3}$ Next split $\frac{1}{3}$ into 4 groups.

This shows the size of each piece.


To figure out the size of each piece in comparison to the whole, split the whole into 4 groups.

Each piece is $\frac{1}{12}$ of the whole. Or:
$$\frac{1}{3} \div 4 = \frac{1}{12}$$
Answers


1) $\frac{1}{2} \div 8 =$




2) $\frac{1}{9} \div 6 =$




3) $\frac{1}{3} \div 8 =$



4) $\frac{1}{7} \div 9 =$



5) $\frac{1}{2} \div 3 =$




6) $\frac{1}{8} \div 9 =$




7) $\frac{1}{9} \div 3 =$




8) $\frac{1}{4} \div 5 =$




9) $\frac{1}{3} \div 9 =$




10) $\frac{1}{5} \div 6 =$



11) $\frac{1}{7} \div 6 =$



12) $\frac{1}{7} \div 5 =$



1. _____
2. _____
3. _____
4. _____
5. _____
6. _____
7. _____
8. _____
9. _____
10. _____
11. _____
12. _____




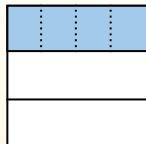
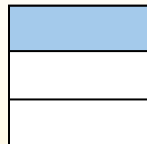

Use the visual model to solve each problem.

$\frac{1}{3} \div 4 = ?$

Split the whole into 3 pieces and fill in 1 section.

Next split $\frac{1}{3}$ into 4 groups.

To figure out the size of each piece in comparison to the whole, split the whole into 4 groups.



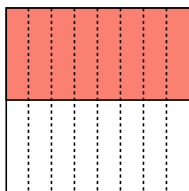
To solve, start with a whole.

Now you can see the size of $\frac{1}{3}$

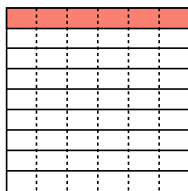
This shows the size of each piece.

Each piece is $\frac{1}{12}$ of the whole. Or:
 $\frac{1}{3} \div 4 = \frac{1}{12}$

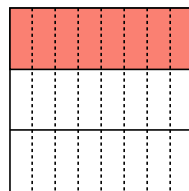
1) $\frac{1}{2} \div 8 =$



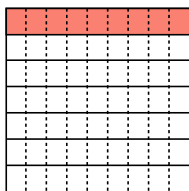
2) $\frac{1}{9} \div 6 =$



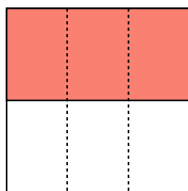
3) $\frac{1}{3} \div 8 =$



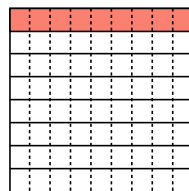
4) $\frac{1}{7} \div 9 =$



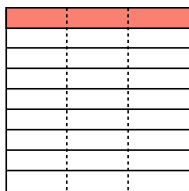
5) $\frac{1}{2} \div 3 =$



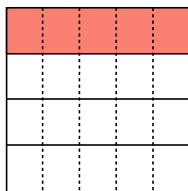
6) $\frac{1}{8} \div 9 =$



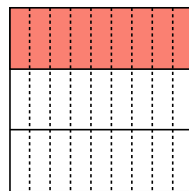
7) $\frac{1}{9} \div 3 =$



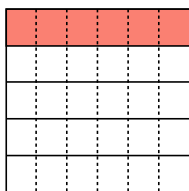
8) $\frac{1}{4} \div 5 =$



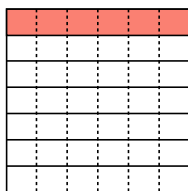
9) $\frac{1}{3} \div 9 =$



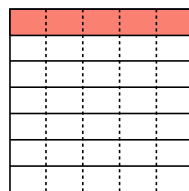
10) $\frac{1}{5} \div 6 =$



11) $\frac{1}{7} \div 6 =$



12) $\frac{1}{7} \div 5 =$



Answers

1. $\frac{1}{16}$

2. $\frac{1}{54}$

3. $\frac{1}{24}$

4. $\frac{1}{63}$

5. $\frac{1}{6}$

6. $\frac{1}{72}$

7. $\frac{1}{27}$

8. $\frac{1}{20}$

9. $\frac{1}{27}$

10. $\frac{1}{30}$


11. $\frac{1}{42}$

12. $\frac{1}{35}$



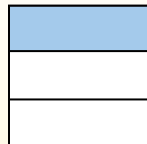
Use the visual model to solve each problem.

$$\frac{1}{3} \div 4 = ?$$



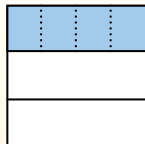
To solve, start with a whole.

Split the whole into 3 pieces and fill in 1 section.



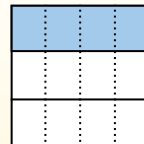
Now you can see the size of $\frac{1}{3}$

Next split $\frac{1}{3}$ into 4 groups.



This shows the size of each piece.

To figure out the size of each piece in comparison to the whole, split the whole into 4 groups.




Each piece is $\frac{1}{12}$ of the whole. Or:
 $\frac{1}{3} \div 4 = \frac{1}{12}$

Answers


1) $\frac{1}{8} \div 6 =$




2) $\frac{1}{6} \div 2 =$




3) $\frac{1}{5} \div 7 =$




4) $\frac{1}{5} \div 4 =$



5) $\frac{1}{3} \div 6 =$




6) $\frac{1}{4} \div 7 =$




7) $\frac{1}{2} \div 6 =$




8) $\frac{1}{4} \div 3 =$




9) $\frac{1}{7} \div 7 =$




10) $\frac{1}{8} \div 3 =$



11) $\frac{1}{2} \div 9 =$



12) $\frac{1}{5} \div 3 =$



1. _____
2. _____
3. _____
4. _____
5. _____
6. _____
7. _____
8. _____
9. _____
10. _____
11. _____
12. _____



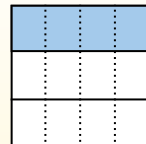
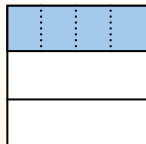
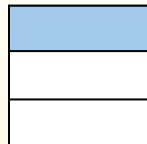
Use the visual model to solve each problem.

$\frac{1}{3} \div 4 = ?$

Split the whole into 3 pieces and fill in 1 section.

Next split $\frac{1}{3}$ into 4 groups.

To figure out the size of each piece in comparison to the whole, split the whole into 4 groups.



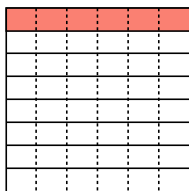
To solve, start with a whole.

Now you can see the size of $\frac{1}{3}$

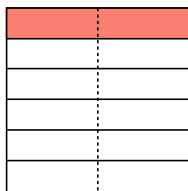
This shows the size of each piece.

Each piece is $\frac{1}{12}$ of the whole. Or:
 $\frac{1}{3} \div 4 = \frac{1}{12}$

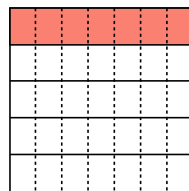
1) $\frac{1}{8} \div 6 =$



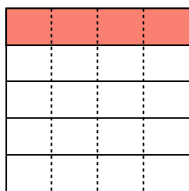
2) $\frac{1}{6} \div 2 =$



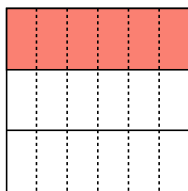
3) $\frac{1}{5} \div 7 =$



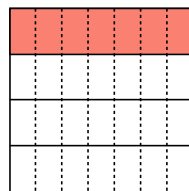
4) $\frac{1}{5} \div 4 =$



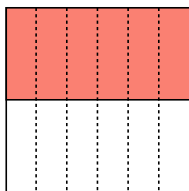
5) $\frac{1}{3} \div 6 =$



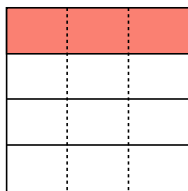
6) $\frac{1}{4} \div 7 =$




7) $\frac{1}{2} \div 6 =$



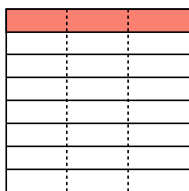
8) $\frac{1}{4} \div 3 =$



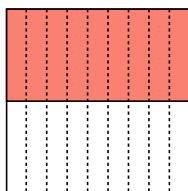
9) $\frac{1}{7} \div 7 =$



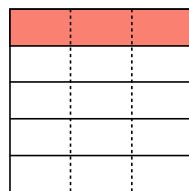
10) $\frac{1}{8} \div 3 =$



11) $\frac{1}{2} \div 9 =$



12) $\frac{1}{5} \div 3 =$

**Answers**

1. $\frac{1}{48}$

2. $\frac{1}{12}$

3. $\frac{1}{35}$

4. $\frac{1}{20}$

5. $\frac{1}{18}$

6. $\frac{1}{28}$

7. $\frac{1}{12}$

8. $\frac{1}{12}$

9. $\frac{1}{49}$

10. $\frac{1}{24}$


11. $\frac{1}{18}$

12. $\frac{1}{15}$



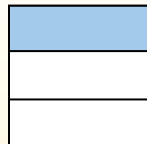
Use the visual model to solve each problem.

$$\frac{1}{3} \div 4 = ?$$



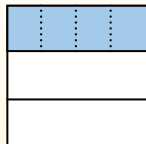
To solve, start with a whole.

Split the whole into 3 pieces and fill in 1 section.




Now you can see the size of $\frac{1}{3}$

Next split $\frac{1}{3}$ into 4 groups.



This shows the size of each piece.

To figure out the size of each piece in comparison to the whole, split the whole into 4 groups.




Each piece is $\frac{1}{12}$ of the whole. Or:
 $\frac{1}{3} \div 4 = \frac{1}{12}$

Answers


1) $\frac{1}{5} \div 8 =$




2) $\frac{1}{4} \div 5 =$




3) $\frac{1}{2} \div 3 =$




4) $\frac{1}{4} \div 7 =$



5) $\frac{1}{9} \div 9 =$




6) $\frac{1}{9} \div 5 =$




7) $\frac{1}{6} \div 3 =$



8) $\frac{1}{2} \div 5 =$




9) $\frac{1}{9} \div 8 =$




10) $\frac{1}{5} \div 4 =$



11) $\frac{1}{4} \div 6 =$



12) $\frac{1}{2} \div 6 =$



1. _____
2. _____
3. _____
4. _____
5. _____
6. _____
7. _____
8. _____
9. _____
10. _____
11. _____
12. _____




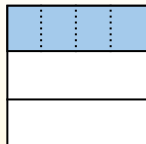
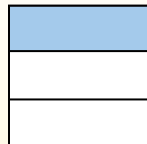

Use the visual model to solve each problem.

$\frac{1}{3} \div 4 = ?$

Split the whole into 3 pieces and fill in 1 section.

Next split $\frac{1}{3}$ into 4 groups.

To figure out the size of each piece in comparison to the whole, split the whole into 4 groups.



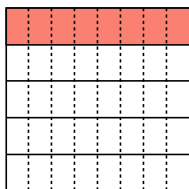
To solve, start with a whole.

Now you can see the size of $\frac{1}{3}$

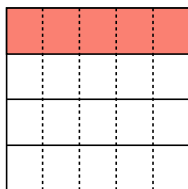
This shows the size of each piece.

Each piece is $\frac{1}{12}$ of the whole. Or:
 $\frac{1}{3} \div 4 = \frac{1}{12}$

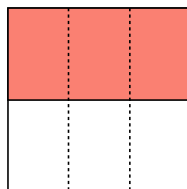
1) $\frac{1}{5} \div 8 =$



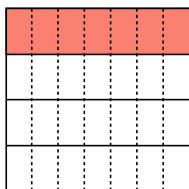
2) $\frac{1}{4} \div 5 =$



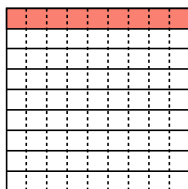
3) $\frac{1}{2} \div 3 =$



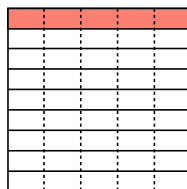
4) $\frac{1}{4} \div 7 =$



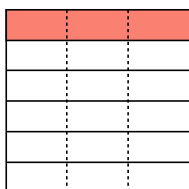
5) $\frac{1}{9} \div 9 =$



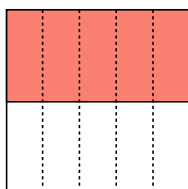
6) $\frac{1}{9} \div 5 =$



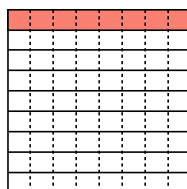
7) $\frac{1}{6} \div 3 =$



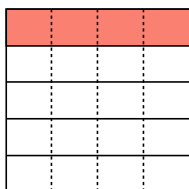
8) $\frac{1}{2} \div 5 =$



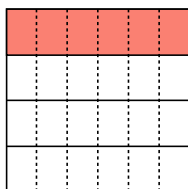
9) $\frac{1}{9} \div 8 =$



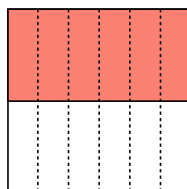
10) $\frac{1}{5} \div 4 =$



11) $\frac{1}{4} \div 6 =$



12) $\frac{1}{2} \div 6 =$



Answers

1. $\frac{1}{40}$

2. $\frac{1}{20}$

3. $\frac{1}{6}$

4. $\frac{1}{28}$

5. $\frac{1}{81}$

6. $\frac{1}{45}$

7. $\frac{1}{18}$

8. $\frac{1}{10}$

9. $\frac{1}{72}$

10. $\frac{1}{20}$

11. $\frac{1}{24}$

12. $\frac{1}{12}$



Use the visual model to solve each problem.

$$\frac{1}{3} \div 4 = ?$$




To solve, start with a whole.

Split the whole into 3 pieces and fill in 1 section.

Now you can see the size of $\frac{1}{3}$ Next split $\frac{1}{3}$ into 4 groups.

This shows the size of each piece.

To figure out the size of each piece in comparison to the whole, split the whole into 4 groups.

Each piece is $\frac{1}{12}$ of the whole. Or:
$$\frac{1}{3} \div 4 = \frac{1}{12}$$
Answers


1) $\frac{1}{7} \div 3 =$



2) $\frac{1}{6} \div 7 =$



3) $\frac{1}{4} \div 3 =$




4) $\frac{1}{9} \div 4 =$



5) $\frac{1}{6} \div 9 =$



6) $\frac{1}{3} \div 6 =$




7) $\frac{1}{5} \div 8 =$



8) $\frac{1}{7} \div 2 =$



9) $\frac{1}{5} \div 3 =$




10) $\frac{1}{2} \div 3 =$



11) $\frac{1}{5} \div 4 =$



12) $\frac{1}{8} \div 9 =$



1. _____
2. _____
3. _____
4. _____
5. _____
6. _____
7. _____
8. _____
9. _____
10. _____
11. _____
12. _____



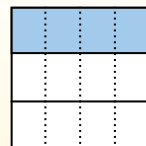
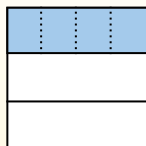
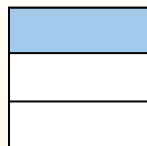

Use the visual model to solve each problem.

$\frac{1}{3} \div 4 = ?$

Split the whole into 3 pieces and fill in 1 section.

Next split $\frac{1}{3}$ into 4 groups.

To figure out the size of each piece in comparison to the whole, split the whole into 4 groups.



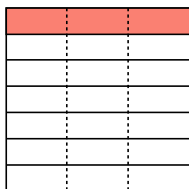
To solve, start with a whole.

Now you can see the size of $\frac{1}{3}$

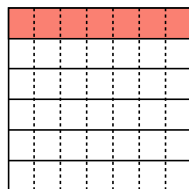
This shows the size of each piece.

Each piece is $\frac{1}{12}$ of the whole. Or:
 $\frac{1}{3} \div 4 = \frac{1}{12}$

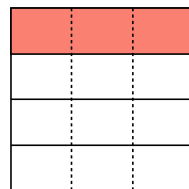
1) $\frac{1}{7} \div 3 =$



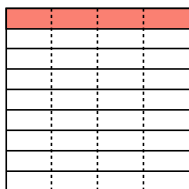
2) $\frac{1}{6} \div 7 =$




3) $\frac{1}{4} \div 3 =$



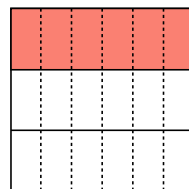
4) $\frac{1}{9} \div 4 =$



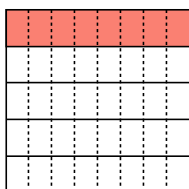
5) $\frac{1}{6} \div 9 =$



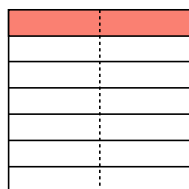
6) $\frac{1}{3} \div 6 =$



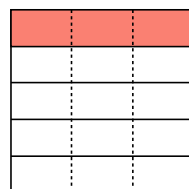
7) $\frac{1}{5} \div 8 =$



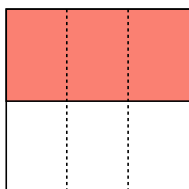
8) $\frac{1}{7} \div 2 =$



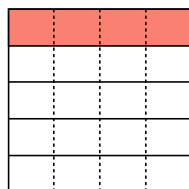
9) $\frac{1}{5} \div 3 =$



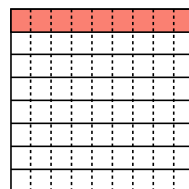
10) $\frac{1}{2} \div 3 =$



11) $\frac{1}{5} \div 4 =$



12) $\frac{1}{8} \div 9 =$



Answers

1. $\frac{1}{21}$

2. $\frac{1}{42}$

3. $\frac{1}{12}$

4. $\frac{1}{36}$

5. $\frac{1}{54}$

6. $\frac{1}{18}$

7. $\frac{1}{40}$

8. $\frac{1}{14}$

9. $\frac{1}{15}$

10. $\frac{1}{6}$


11. $\frac{1}{20}$

12. $\frac{1}{72}$



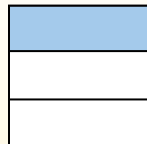
Use the visual model to solve each problem.

$$\frac{1}{3} \div 4 = ?$$



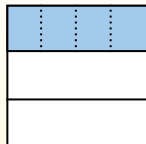
To solve, start with a whole.

Split the whole into 3 pieces and fill in 1 section.



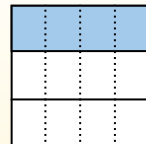
Now you can see the size of $\frac{1}{3}$

Next split $\frac{1}{3}$ into 4 groups.



This shows the size of each piece.


To figure out the size of each piece in comparison to the whole, split the whole into 4 groups.




Each piece is $\frac{1}{12}$ of the whole. Or:
 $\frac{1}{3} \div 4 = \frac{1}{12}$

Answers


1) $\frac{1}{6} \div 5 =$




2) $\frac{1}{7} \div 9 =$




3) $\frac{1}{4} \div 9 =$




4) $\frac{1}{8} \div 7 =$



5) $\frac{1}{4} \div 7 =$




6) $\frac{1}{6} \div 7 =$




7) $\frac{1}{5} \div 5 =$




8) $\frac{1}{9} \div 9 =$




9) $\frac{1}{8} \div 4 =$




10) $\frac{1}{6} \div 6 =$



11) $\frac{1}{2} \div 3 =$



12) $\frac{1}{3} \div 2 =$



1. _____
2. _____
3. _____
4. _____
5. _____
6. _____
7. _____
8. _____
9. _____
10. _____
11. _____
12. _____




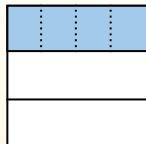
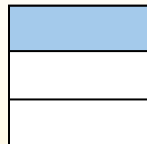

Use the visual model to solve each problem.

$\frac{1}{3} \div 4 = ?$

Split the whole into 3 pieces and fill in 1 section.

Next split $\frac{1}{3}$ into 4 groups.

To figure out the size of each piece in comparison to the whole, split the whole into 4 groups.



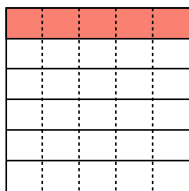
To solve, start with a whole.

Now you can see the size of $\frac{1}{3}$

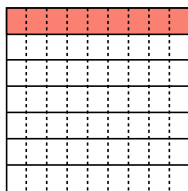
This shows the size of each piece.

Each piece is $\frac{1}{12}$ of the whole. Or:
 $\frac{1}{3} \div 4 = \frac{1}{12}$

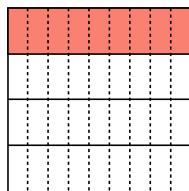
1) $\frac{1}{6} \div 5 =$



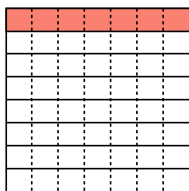
2) $\frac{1}{7} \div 9 =$



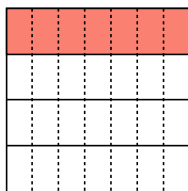
3) $\frac{1}{4} \div 9 =$



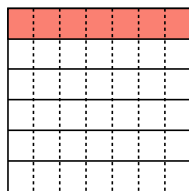
4) $\frac{1}{8} \div 7 =$



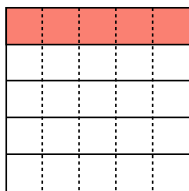
5) $\frac{1}{4} \div 7 =$



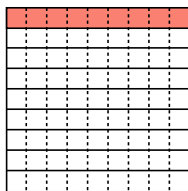
6) $\frac{1}{6} \div 7 =$



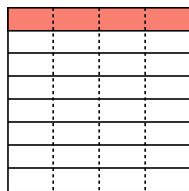
7) $\frac{1}{5} \div 5 =$



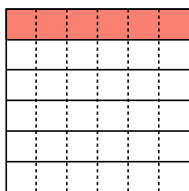
8) $\frac{1}{9} \div 9 =$



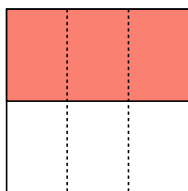
9) $\frac{1}{8} \div 4 =$



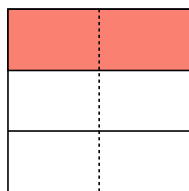
10) $\frac{1}{6} \div 6 =$



11) $\frac{1}{2} \div 3 =$



12) $\frac{1}{3} \div 2 =$

**Answers**

1. $\frac{1}{30}$

2. $\frac{1}{63}$

3. $\frac{1}{36}$

4. $\frac{1}{56}$

5. $\frac{1}{28}$

6. $\frac{1}{42}$

7. $\frac{1}{25}$

8. $\frac{1}{81}$

9. $\frac{1}{32}$

10. $\frac{1}{36}$

11. $\frac{1}{6}$

12. $\frac{1}{6}$