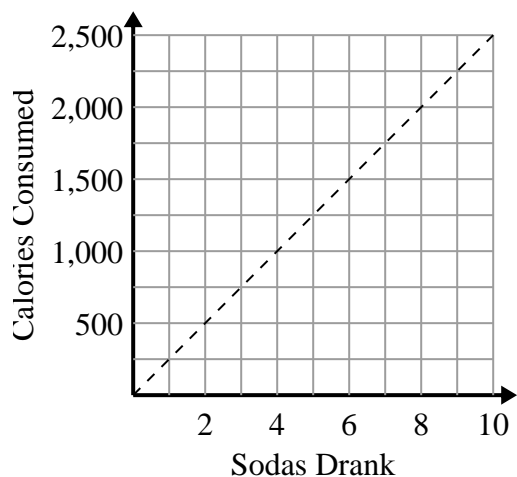




Determine which statements about the graph are true.

**Answers**

1)



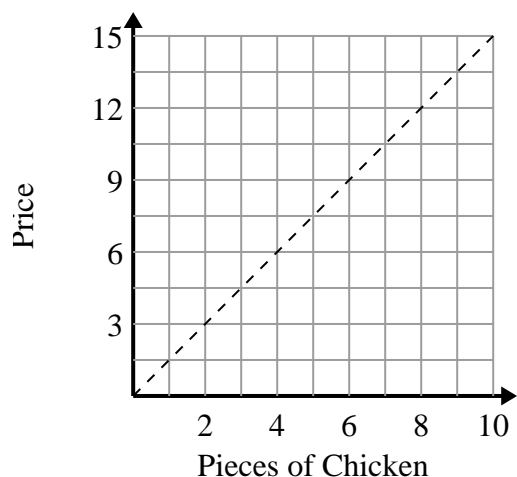
- A. The point (2 , 500) shows that drinking 2 sodas will mean you consumed 500 calories.
- B. The point (1 , 250) shows that to consume 250 calories you'd have to drink 1 soda.
- C. The point (250 , 1) shows that drinking 1 soda will mean you consumed 250 calories.
- D. The point (1000 , 4) shows that drinking 4 sodas will mean you consumed 1000 calories.

1. \_\_\_\_\_

2. \_\_\_\_\_

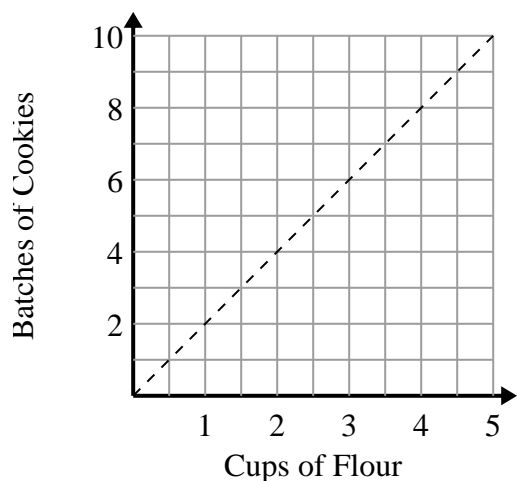
3. \_\_\_\_\_

2)



- A. The point (1 , 1.5) shows that with \$1.5 you can buy 1 piece of chicken.
- B. The point (5 , 7.5) shows that 5 pieces of chicken will cost \$7.5.
- C. The point (9 , 6) shows that 6 pieces of chicken will cost \$9.
- D. The point (4 , 6) shows that 4 pieces of chicken will cost \$6.

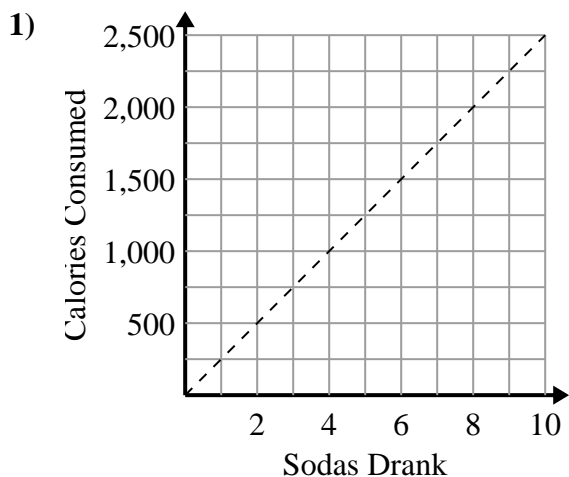
3)



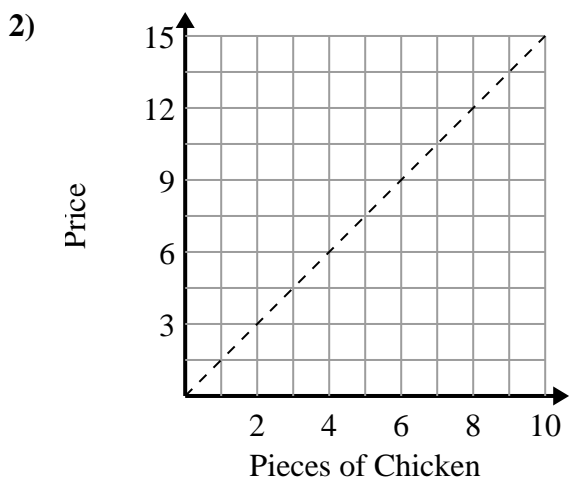
- A. The point (4 , 2) shows that 2 cups of flour will make 4 batches of cookies.
- B. The point (6 , 3) shows that 3 cups of flour will make 6 batches of cookies.
- C. The point (4 , 8) shows that 4 cups of flour will make 8 batches of cookies.
- D. The point (9 , 4.5) shows that 9 batches of cookies require 4.5 cups of flour.



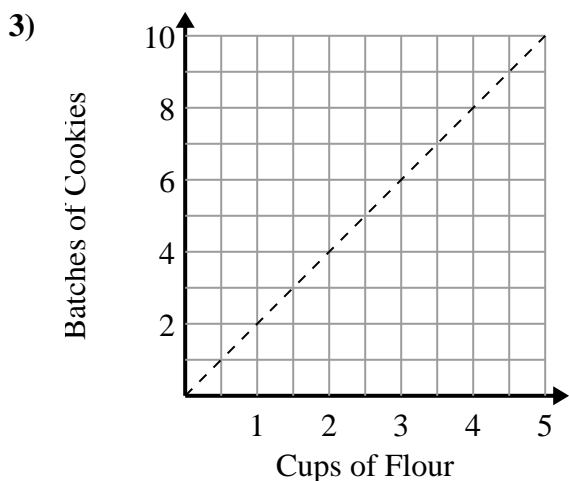
Determine which statements about the graph are true.

**Answers**

- A. The point (2 , 500) shows that drinking 2 sodas will mean you consumed 500 calories.
- B. The point (1 , 250) shows that to consume 250 calories you'd have to drink 1 soda.
- C. The point (250 , 1) shows that drinking 1 soda will mean you consumed 250 calories.
- D. The point (1000 , 4) shows that drinking 4 sodas will mean you consumed 1000 calories.

1. **A,B**2. **A,B,D**3. **C**

- A. The point (1 , 1.5) shows that with \$1.5 you can buy 1 piece of chicken.
- B. The point (5 , 7.5) shows that 5 pieces of chicken will cost \$7.5.
- C. The point (9 , 6) shows that 6 pieces of chicken will cost \$9.
- D. The point (4 , 6) shows that 4 pieces of chicken will cost \$6.



- A. The point (4 , 2) shows that 2 cups of flour will make 4 batches of cookies.
- B. The point (6 , 3) shows that 3 cups of flour will make 6 batches of cookies.
- C. The point (4 , 8) shows that 4 cups of flour will make 8 batches of cookies.
- D. The point (9 , 4.5) shows that 9 batches of cookies require 4.5 cups of flour.