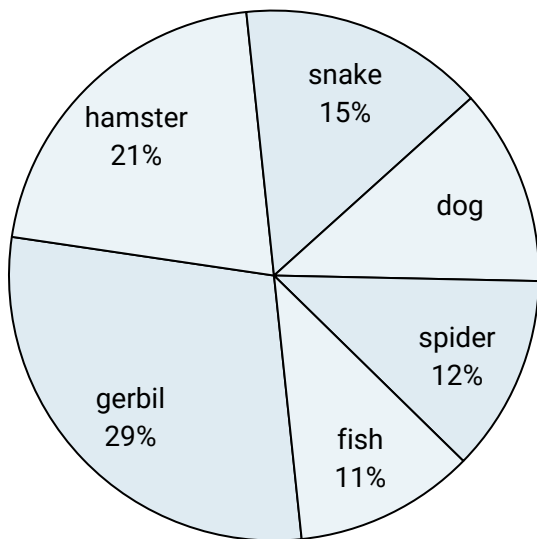
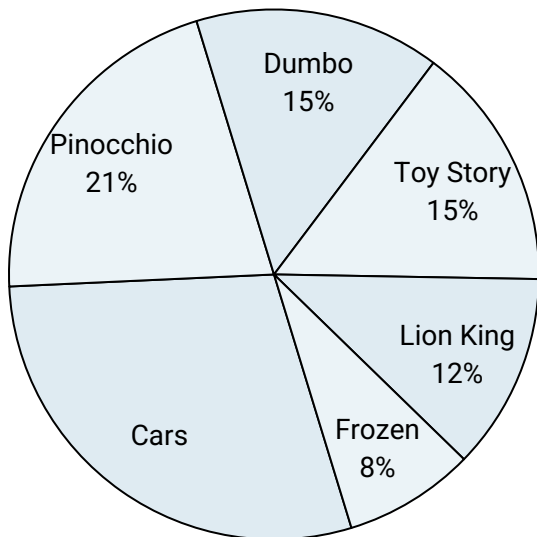




Use the graph to solve.

**Favorite Pet**

- 1) Which pet did the greatest number of people like?
- 2) Which two pets did about half the people say was their favorite?
- 3) Which pet did the least amount of people say was their favorite?
- 4) What percent of people preferred either the hamster or the fish?
- 5) What percent of people said the dog was their favorite pet?

**Favorite Disney Movie**

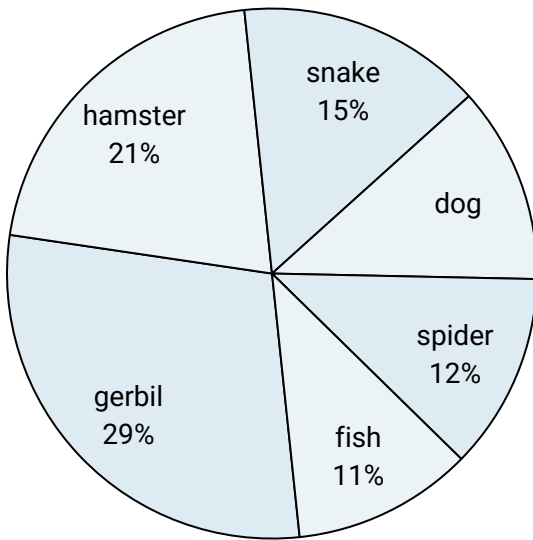
- 6) Which movie was the most popular?
- 7) What percent of people said either Cars or Toy Story was their favorite?
- 8) Which movie was the least popular?
- 9) Which two movies did about half the people say was their favorite?
- 10) What percent of people said Dumbo was their favorite?

**Answers**

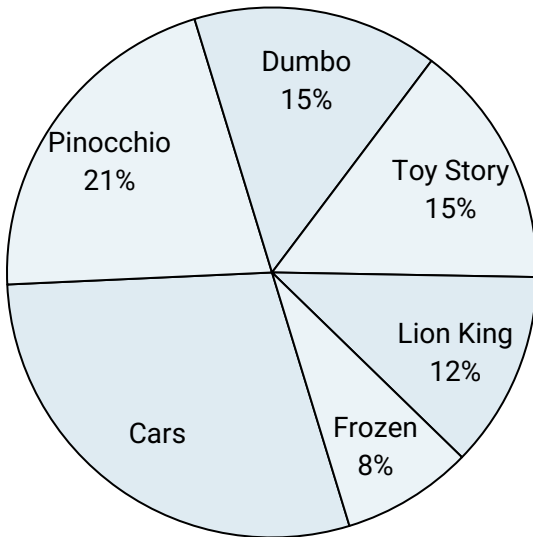
1. \_\_\_\_\_
2. \_\_\_\_\_
3. \_\_\_\_\_
4. \_\_\_\_\_
5. \_\_\_\_\_
6. \_\_\_\_\_
7. \_\_\_\_\_
8. \_\_\_\_\_
9. \_\_\_\_\_
10. \_\_\_\_\_



Use the graph to solve.

**Favorite Pet**

- 1) Which pet did the greatest number of people like?
- 2) Which two pets did about half the people say was their favorite?
- 3) Which pet did the least amount of people say was their favorite?
- 4) What percent of people preferred either the hamster or the fish?
- 5) What percent of people said the dog was their favorite pet?

**Favorite Disney Movie**

- 6) Which movie was the most popular?
- 7) What percent of people said either Cars or Toy Story was their favorite?
- 8) Which movie was the least popular?
- 9) Which two movies did about half the people say was their favorite?
- 10) What percent of people said Dumbo was their favorite?

**Answers**

1. **gerbil**
2. **gerbil & hamster**
3. **fish**
4. **32%**
5. **12%**
6. **Cars**
7. **44%**
8. **Frozen**
9. **Cars & Pinocchio**
10. **15%**