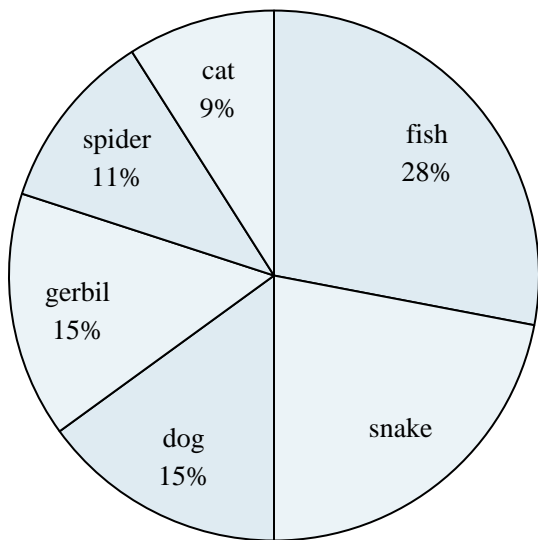


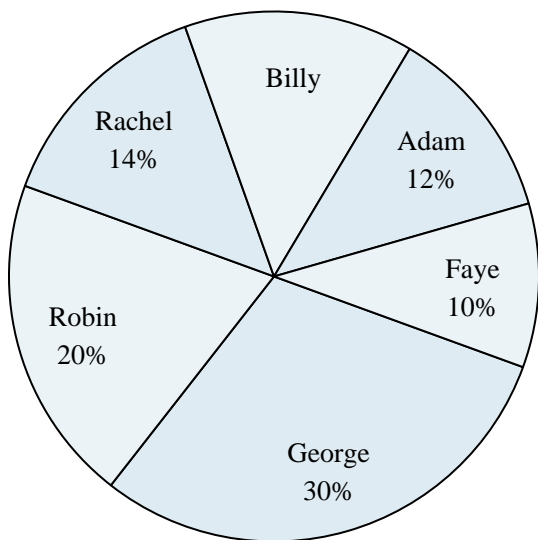


Use the graph to solve.

**Answers****Favorite Pet**

- 1) Which two pets did about half the people say was their favorite?
- 2) What percent of people preferred either the gerbil or the cat?
- 3) Which pet did the greatest number of people like?
- 4) Which pet did the least amount of people say was their favorite?
- 5) What percent of people said the dog was their favorite pet?

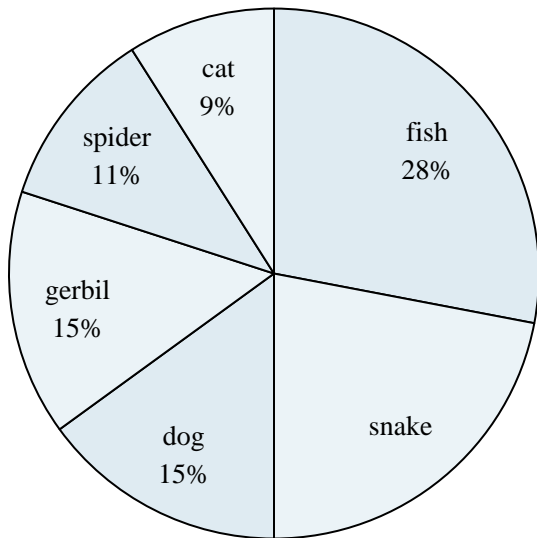
1. \_\_\_\_\_
2. \_\_\_\_\_
3. \_\_\_\_\_
4. \_\_\_\_\_
5. \_\_\_\_\_
6. \_\_\_\_\_
7. \_\_\_\_\_
8. \_\_\_\_\_
9. \_\_\_\_\_
10. \_\_\_\_\_

**Class Election Results**

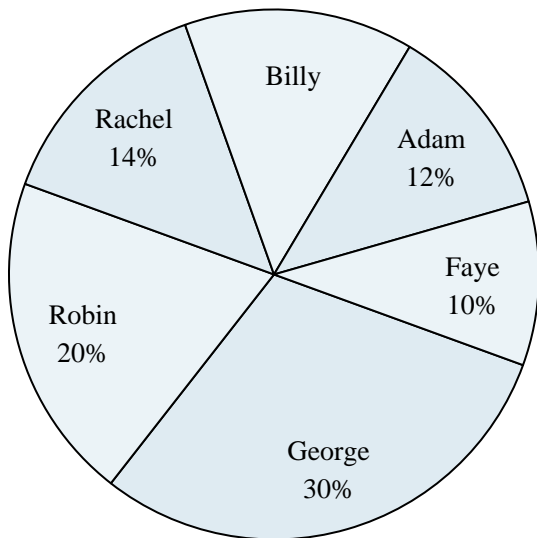
- 6) What percent of people voted for Adam?
- 7) Who won the election?
- 8) Which two candidates had about half the votes?
- 9) What percent of people voted for either Rachel or Faye?
- 10) Who got the least number of votes?



Use the graph to solve.

**Favorite Pet**

- 1) Which two pets did about half the people say was their favorite?
- 2) What percent of people preferred either the gerbil or the cat?
- 3) Which pet did the greatest number of people like?
- 4) Which pet did the least amount of people say was their favorite?
- 5) What percent of people said the dog was their favorite pet?

**Class Election Results**

- 6) What percent of people voted for Adam?
- 7) Who won the election?
- 8) Which two candidates had about half the votes?
- 9) What percent of people voted for either Rachel or Faye?
- 10) Who got the least number of votes?

**Answers**

1. **fish & snake**
2. **24%**
3. **fish**
4. **cat**
5. **15%**
6. **12%**
7. **George**
8. **George & Robin**
9. **24%**
10. **Faye**