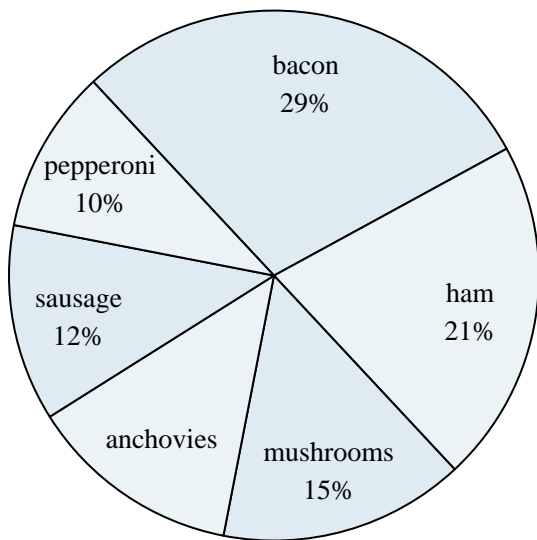
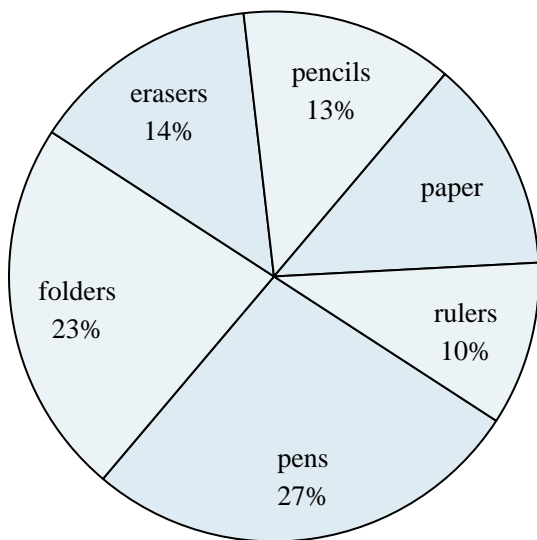




Use the graph to solve.

Favorite Pizza Topping

- 1) What percent of people said bacon was their favorite?
- 2) Which two toppings did about half the people like the best?
- 3) Which topping was the least popular?
- 4) What percent of people said either mushrooms or ham was their favorite?
- 5) Which topping was the most popular?

School Store Sales

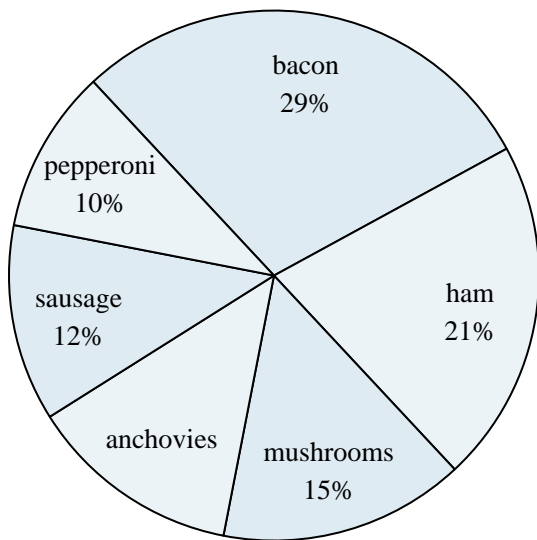
- 6) Which product sold the best?
- 7) Which product sold the worst?
- 8) What percent of the sales were pencils?
- 9) What is the combined amount of paper and erasers sold?
- 10) Which two products accounted for about half the sales?

Answers

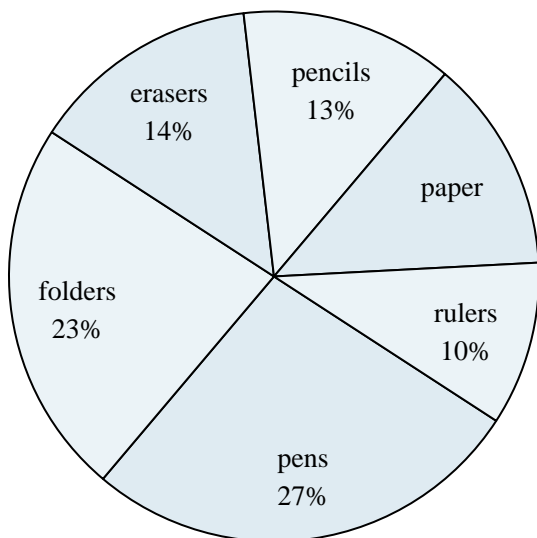
1. _____
2. _____
3. _____
4. _____
5. _____
6. _____
7. _____
8. _____
9. _____
10. _____



Use the graph to solve.

Favorite Pizza Topping

- 1) What percent of people said bacon was their favorite?
- 2) Which two toppings did about half the people like the best?
- 3) Which topping was the least popular?
- 4) What percent of people said either mushrooms or ham was their favorite?
- 5) Which topping was the most popular?

School Store Sales

- 6) Which product sold the best?
- 7) Which product sold the worst?
- 8) What percent of the sales were pencils?
- 9) What is the combined amount of paper and erasers sold?
- 10) Which two products accounted for about half the sales?

Answers

1. **29%**
2. **bacon & ham**
3. **pepperoni**
4. **36%**
5. **bacon**
6. **pens**
7. **rulers**
8. **13%**
9. **27%**
10. **pens & folders**