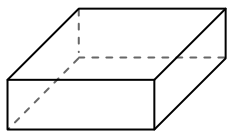




Use the diagram to determine the faces, vertices and edges of the shapes.

**Answers**

1)



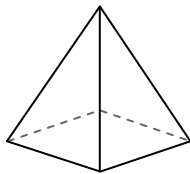
rectangular prism

faces: \_\_\_\_\_

vertices: \_\_\_\_\_

edges: \_\_\_\_\_

2)



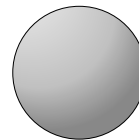
rectangular pyramid

faces: \_\_\_\_\_

vertices: \_\_\_\_\_

edges: \_\_\_\_\_

3)



sphere

faces: \_\_\_\_\_

vertices: \_\_\_\_\_

edges: \_\_\_\_\_

1. \_\_\_\_\_

2. \_\_\_\_\_

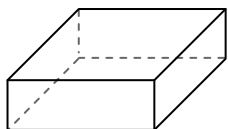
3. \_\_\_\_\_

4. \_\_\_\_\_


5. \_\_\_\_\_

6. \_\_\_\_\_

4)



rectangular prism



sphere

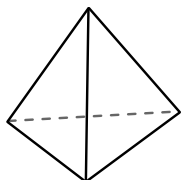
Which shape has more faces?

A. rectangular prism

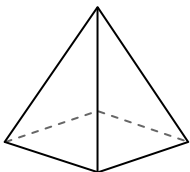
B. sphere

C. They both have the same number of faces.

5)



triangular pyramid



rectangular pyramid

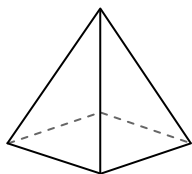
Which shape has more vertices?

A. triangular pyramid

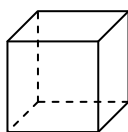
B. rectangular pyramid

C. They both have the same number of vertices.

6)



rectangular pyramid



cube

Which shape has more edges?

A. rectangular pyramid

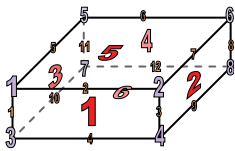
B. cube

C. They both have the same number of edges.



Use the diagram to determine the faces, vertices and edges of the shapes.

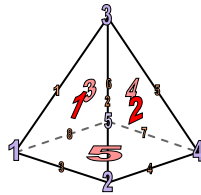
1)



rectangular prism

faces: 6vertices: 8edges: 12

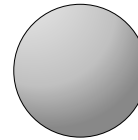
2)



rectangular pyramid

faces: 5vertices: 5edges: 8

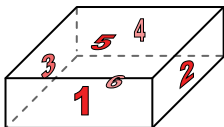
3)




sphere

faces: 1vertices: 0edges: 0

4)



rectangular prism



sphere

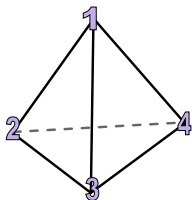
Which shape has more faces?

A. rectangular prism

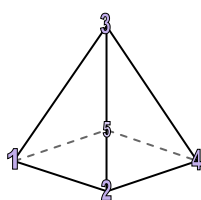
B. sphere

C. They both have the same number of faces.

5)



triangular pyramid



rectangular pyramid

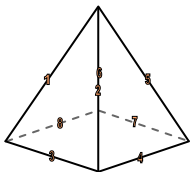
Which shape has more vertices?

A. triangular pyramid

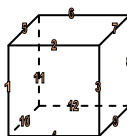
B. rectangular pyramid

C. They both have the same number of vertices.

6)



rectangular pyramid



cube

Which shape has more edges?

A. rectangular pyramid

B. cube

C. They both have the same number of edges.

**Answers**1. 6, 8, 122. 5, 5, 83. 1, 0, 04. A5. B6. B