



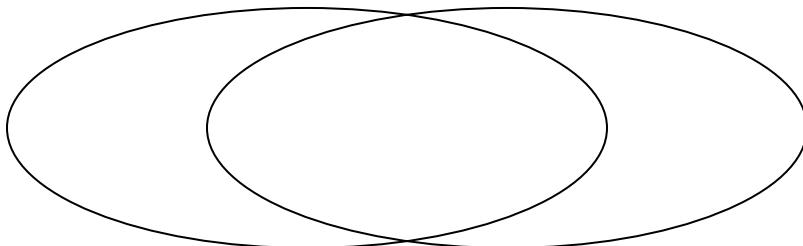
Solve each problem.

- 1) The table below shows the physical traits of different students. Use the chart to fill in the Venn Diagram.

	Carl	Ben	Zoe	Helen	Mark	Ned
Eye Color	Blue	Blue	Green	Blue	Green	Green
Dominant Hand	Left	Right	Left	Right	Left	Left

Blue Eyes

Left Handed

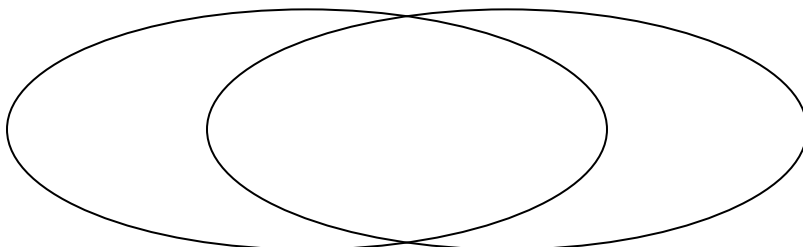


- 2) The table below shows the information on several pizza places. Use the chart to fill in the Venn Diagram.

	Italy's Best	Oven Baked	John's Pizza	Luigi's Pizza	Pizza Bros	Za Pizza
Price	Expensive	Cheap	Expensive	Cheap	Expensive	Expensive
Quality	High	High	Low	High	High	Low

Expensive

High Quality

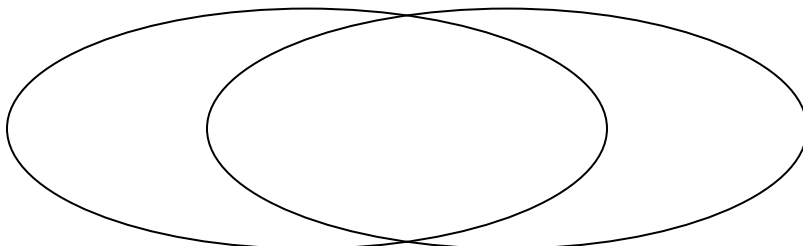


- 3) The table below shows the description of several video games. Use the chart to fill in the Venn Diagram.

	DreamRush	Airblaze	Farplan	Crystal Rain	Warstar	Everplan
Art Style	Realistic	Realistic	Fantasy	Fantasy	Realistic	Fantasy
Difficulty	Easy	Hard	Easy	Easy	Easy	Easy

Realistic Art

Easy

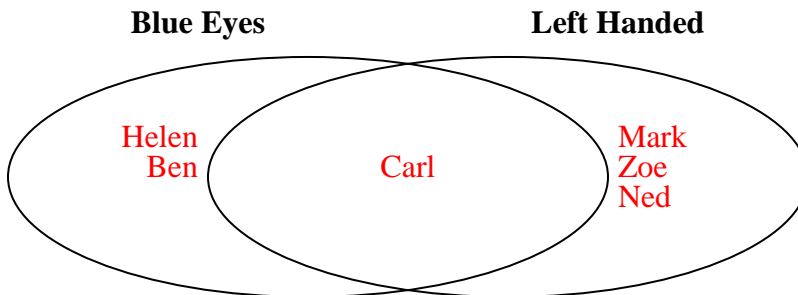




Solve each problem.

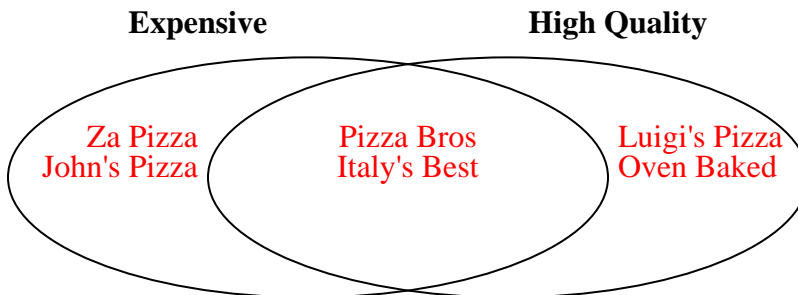
- 1) The table below shows the physical traits of different students. Use the chart to fill in the Venn Diagram.

	Carl	Ben	Zoe	Helen	Mark	Ned
Eye Color	Blue	Blue	Green	Blue	Green	Green
Dominant Hand	Left	Right	Left	Right	Left	Left



- 2) The table below shows the information on several pizza places. Use the chart to fill in the Venn Diagram.

	Italy's Best	Oven Baked	John's Pizza	Luigi's Pizza	Pizza Bros	Za Pizza
Price	Expensive	Cheap	Expensive	Cheap	Expensive	Expensive
Quality	High	High	Low	High	High	Low



- 3) The table below shows the description of several video games. Use the chart to fill in the Venn Diagram.

	DreamRush	Airblaze	Farplan	Crystal Rain	Warstar	Everplan
Art Style	Realistic	Realistic	Fantasy	Fantasy	Realistic	Fantasy
Difficulty	Easy	Hard	Easy	Easy	Easy	Easy

